






	Autumn 1	Autumn 2	Spring 1	Spring 2	Summer 1	Summer 2
Topic title	The Rotten Romans 	The Great War 	Around the world! 	Burps, bottoms and bile 	It's Electric! 	Mighty Monarchs 
Wow starter	Dress like a Roman soldier	Build an Air Raid Shelter	Map reading and orienteering	Trip to Eureka!	Lego City come to school	Elizabethan banquet.
Visitor/trip	The Royal Armouries	Bankfield Museum		Visit from Dentist.		
Reading into writing process	Romans on the Rampage <u>Poetry</u> : similes & metaphors <u>Fiction</u> : historical setting narrative <u>Non-fiction</u> : news reports linked to chariot racing	Over the Line and The Christmas Truce <u>Fiction</u> : writing from a different view point <u>Non-fiction</u> : letter writing The Christmas Truce Diary writing	Kensuke's Kingdom <u>Fiction</u> : stories linked Kensuke's Kingdom <u>Non-fiction</u> : persuasive leaflet based on a country or imaginary world from own story.	Demon Dentist <u>Fiction</u> : Horror story linked to Demon Dentist. Diary linked to character's point of view. <u>Non-fiction</u> : Explanation	The Boy Who Harnessed the Wind. <u>Fiction</u> : stories from other cultures <u>Non-fiction</u> : newspaper report linked to renewable energy in the UK	Tudor Tales: The Thief, The Fool and the Big Fat King <u>Poetry</u> : structured poems e.g. haiku <u>Fiction</u> : narrative from a different viewpoint. Play scripts <u>Non-fiction</u> : Biography.
Cross-curricular writing	Diary writing- view point of a Roman Information writing e.g. fact file	News report A day in the life of...	Diary entry. Letter writing. Postcards.	Fact file Science investigations. Journey through the body narrative linked to The Magic School Bus.	Explanation text. Persuasive leaflet linked to renewable energy.	Flip books/fact file. Formal letter writing. Persuasive leaflet Descriptive Tudor menus
Guided reading book	Romans on the Rampage by Jeremy Strong.	Over the Line by Tom Palmer.	Kensuke's Kingdom by Michael Morpurgo.	Demon Dentist by David Walliams	The Boy Who Harness the Wind by William Kamkwamba.	Tudor Tales: The Thief, the Fool and the Big Fat King by Terry Deary
Class book	Roald Dahl- The Witches	Children's choice	Bill's New Frock	The Borrowers	Children's choice	The Demon Headmaster
Maths	Place value Addition & Subtraction	Length & Perimeter Multiplication & Division Consolidation	Fractions Decimals Consolidation	Multiplication & Division Area Fractions	Statistics Properties of Shape Position & Direction	Decimals Money Time
Cross-curricular maths	Roman numerals.	Time line- ordering numbers. Time for 'a day in the life of...'	Coordinates linked to map reading.	Measurement. Data collection e.g. the animals that live around school.	Measurement linked to DT.	Comparing what you could get for your money in Elizabethan times.
Science	Living things and their habitats Recognise that living things can be grouped in a variety of ways. Explore and use classification keys to help group, identify and	States of matter Compare and group materials together, according to whether they are solids, liquids or gases. Observe that some materials change state when they are	Sound Identify how sounds are made, associating some of them with something vibrating. Recognise that vibrations from sounds travel through a	Animals including humans Describe the simple functions of the basic parts of the digestive system in humans Identify the different types of teeth in humans and their	Electricity Identify common appliances that run on electricity. Construct a simple series electrical circuit, identifying and naming its basic parts.	Recap of learning so far

Year 4 curriculum overview



	name a variety of living things in their local and wider environment. Recognise that environments can change and that this can sometimes pose dangers to living things.	heated or cooled, and measure or research the temperature at which this happens in degrees Celsius. Identify the part played by evaporation and condensation in the water cycle and associate the rate of evaporation with temperature	medium to the ear. Find patterns between the pitch of a sound and features of the object that produced it Find patterns between the volume of a sound and the strength of the vibrations. Recognise how sounds get fainter.	simple functions. Construct and interpret a variety of food chains, identifying producers, predators and prey.	Identify whether or not a lamp will light in a simple series circuit, based on whether or not the lamp is part of a complete loop with a battery. Recognise that a switch opens and closes a circuit.	
Geography	Locational knowledge Name and locate countries and cities of the UK, geographical regions and identify their human & physical characteristics & land use; and understand how some of these aspects have changed over time.	Locational knowledge Locate countries involved in WWI. Geographical skills & fieldwork Use maps, atlases and digital devices to describe and locate places studied.	Geographical skills & fieldwork Locate the world's countries, using maps to focus on Europe and North and South America, concentrating on environmental regions, key physical and human characteristics, countries and cities. Locational knowledge Identify the position and significance of latitude & longitude and describe countries around the world latitude and longitude.	Locational knowledge Look at different parts of the country and different habitats to explore a range of food chains.	Human & physical geography and locational knowledge Sustainability around the world. Locating wind farms and explaining their location. Identify the position and significance of the equator and how this impacts on where solar farms are found. Choose sites for renewable energy projects. What can be seen from the ISS- which city uses the most electricity?	Locational knowledge Locate parts of the country that where part of the Battle of Bosworth. Locate parts of the world that formed the British Empire. Human & physical geography Discuss the trades of each country that formed part of the British Empire.
History	The Roman Empire and its impact on Britain.	Significant figures in WWI. How the war affected daily life in Britain. How life changed for children. How the war ended and the treaty of Versailles.			How has electricity changed over time?	Study the changing power of monarchs using case studies linked to the Tudors. Change in social history- crime and punishment.
Art		How does art help us remember WWI? Look at famous paintings and recreate by combining a materials.	Andy Warhol- pop art			Tudor crests- using collage.
D & T	Research, plan, make and evaluate a Roman village/villa .			Make a digestive system .	Stem challenge: design and make a simple wind turbine .	Design, plan and sew a part of the Bayeux Tapestry.
Computing	E-Safety 	Coding: Scratch 	Scratch- Creating Computer Games 	Stop Motion Animations linked to digestive system (Jelly Cam) Will need Webcams	PowerPoint presentations linked to topic and using the internet to research	Photo stories- take stills and create comic strips.

Year 4 curriculum overview



P.E	Swimming Y4 P.E scheme	Swimming Y4 P.E scheme	Swimming Y4 P.E scheme	Y4 P.E scheme	Swimming Y4 P.E scheme	Y4 P.E scheme
Music	Charanga	Charanga	Charanga	Charanga	Charanga	Charanga