







## Forest School Aims and objectives

Every child who takes part in forest school is stimulated by the outdoors and the resources that are naturally found and typically experience. Over time they develop and increase their self-belief, confidence, learning capacity, enthusiasm, communication, problem-solving skills and emotional well-being.

Forest School:

- Drives self-esteem, self-belief and nurtures their creativity
- Creates and develops collaboration and friendships in relationships with peers
- Promotes caring and sharing of each other and their environment, respect for themselves, their peers and their resources
- Develops and supports language and communication skills, improves social skills, including listening and responding to each other
- Develops and supports numeracy with real hands on experiences
- Teaching and learning opportunities cross-curriculum (connecting activities & experiences to learning topics i.e. connecting observations and activities)
- Develops the connection between theory and “the real world” – can help to make learning more engaging and relevant to young people.
- Teaching and learning in a high quality natural environment (an inspirational classroom without walls)
- Promotes independence and independent thinking which develop skills and independence in a widening range of environments
- Develops and promotes a positive attitude towards team working
- Enables and maximises the development and learning of new skills - stimulates, inspires and improves motivation
- Enhances fine and gross motor skills, encouraging movement and negotiating of uneven grounds
- Supports the children who may lack confidence and allows them to shine in this natural environment

Autumn Term 1

| Nursery   | Reception  | Year 1  | Year 2  | Year 3  | Year 4   |
|---|--|---|---|---|--|
| <b>All About Me</b><br>  | <b>All About Me</b><br>   | <b>Street Detectives!</b><br>   | <b>Indian Spice</b><br>  | <b>Active Planet</b><br>   | <b>The Rotten Romans</b><br>  |
| <ul style="list-style-type: none"> <li>• PSED</li> <li>• Communication and language</li> <li>• Physical Development</li> <li>• Math</li> <li>• Expressive Arts &amp; Design</li> <li>• Understanding the World</li> </ul> <p>Exploring what we like and dislike. Exploring new challenges, sharing our ideas with our new friends. Learning how to look after</p> | <ul style="list-style-type: none"> <li>• Role Play Area<br/>Mud kitchen</li> <li>• Writing opportunities<br/>Mark making and copying words<br/>Writing own name<br/>Drawing and labelling</li> <li>• Reading Books<br/>Not Now, Bernard<br/>Little Rabbit Goes to School<br/>Peace at Last<br/>Blue Penguin</li> </ul> | <ul style="list-style-type: none"> <li>• Reading into writing process<br/>The Naughty Bus visits London and other journeys.</li> <li>• Cross curricular maths<br/>Using and sorting shapes</li> <li>• Geography<br/>Use simple fieldwork and observational skills to study the geography of the school and its</li> </ul> | <ul style="list-style-type: none"> <li>• Reading into Writing \Process<br/>The Tiger Who Came to Tea. Bringing this story to life building props and experimenting with story language.</li> <li>• Art<br/>Create images inspired by India linked to an Indian animal and Rangoli patterns</li> </ul> | <ul style="list-style-type: none"> <li>• Science<br/>Rocks, compare and group rocks. Describe fossils in simple terms. Recognise how soil is formed.</li> <li>• Art<br/>• D&amp;T<br/>Sketching fossils<br/>Making casts of natural items to make our own fossils.</li> </ul> | <ul style="list-style-type: none"> <li>• Science –<br/>Living things and their habitats. Recognise that living things can be grouped in a variety of ways.<br/>Explore and use classification keys to help group, identify and name a variety of living things in their local environment.<br/>Recognise that environments can change and that this can</li> </ul> |

|   |   |  |  |  |   |
|---|---|--|--|--|---|
| <p>ourselves, each other and our environment.</p> | <p>From Head to Toe<br/>Where's my Teddy?</p> <ul style="list-style-type: none"> <li>• Number maths opportunities<br/>How tall am I?<br/>How tall are my friends?<br/>How old am I?<br/>How many.....?</li> <li>• Expressive Art and Design<br/>Self-portraits.<br/>Making images of our homes.<br/>Family pictures.</li> <li>• Understanding the World<br/>Explore similarities and differences.<br/>What makes us unique?</li> <li>• Physical Development<br/>Finding challenges and exploring our environment.<br/>Negotiating space and this natural environment, showing good control and coordination.</li> <li>• Music<br/>Listening to sounds in our environment. Exploring sounds and making our own musical instruments.</li> </ul> | <p>surrounding environment.<br/>Devise a simple map of the Forest School grounds with a symbols in a key.<br/>Human and Physical geography<br/>Use language to describe local area.</p> <ul style="list-style-type: none"> <li>• Art</li> <li>• D&amp;T<br/>Designing and creating scenery for the Naughty Bus.<br/>Building a 3D bus using natural resources.</li> <li>• Science<br/>Identify and name a variety of everyday materials, including wood, plastic, glass, metal, water and rock.</li> </ul> |  | <p>Exploring Japanese artists and creating our own volcano prints.</p> | <p>sometimes pose dangers to living things.</p> <ul style="list-style-type: none"> <li>• Art<br/>Creating art work inspired by the living things found on the Forest School site.</li> <li>• History</li> <li>• D&amp;T<br/>Explore and make some of the weaponry built by the Romans to understand how effective the Romans were conquering land from around the world.</li> </ul> |
|---|---|--|--|--|---|